

Valor PORTRAIT SERIES™

Efficient. Versatile. Distinct.

PRESIDENT FREESTANDING STOVE



valor[®]
THE ORIGINAL
RADIANT GAS FIREPLACE™
www.valorfireplaces.com

530ILN Portrait Engine with 531CSB President Freestanding Stove (shown with Log Set and Red Brick)

Crafted with detail and inspired by classic design, the President Freestanding Stove is perfect for upgrading traditional spaces. Projecting a mere 13" inches into the room, the President leaves plenty of space for additional home styling and décor. Capable of both top and rear vent applications, the President shows great freestanding as well as tight against an exterior wall. Solid cast iron encases a proven Valor Portrait engine, assured to provide warmth and comfort for many years to come.

valor PRESIDENT FREESTANDING STOVE™

PRESIDENT FREESTANDING STOVE - FIREPLACE COMPONENTS

ENGINES	530ILN	Portrait Log Effect Engine Direct Vent NG
	530ILP	Portrait Log Effect Engine Direct Vent LPG
	530ICN	Portrait Coal Effect Engine Direct Vent NG
	530ICP	Portrait Coal Effect Engine Direct Vent LPG
	530IRN	Portrait Rock Effect Engine Direct Vent NG
	530IRP	Portrait Rock Effect Engine Direct Vent LPG
ACCESSORIES	531CSB	President Freestanding Stove (2 castings - 531-1CSB and 531-2CSB)
	556CLA	Co-linear Adapter - converts co-axial vent to 2-3" vent liners (insert application)
	559CLT	Co-linear Terminal - chimney liner termination cap (for use with 556CLA)
	559SFK	Square Flashing Kit for 559CLT (for masonry applications)
	580EBL	Enamel Black Liner
	817VAK	Vent Adapter - black, Simpson Dura-Vent
	845TG	Terminal Guard
	555CFK	Circulating Fan Kit - variable speed, thermally activated
	554LPK	Conversion Kit - NG to LPG
	567FGP	Firebox Grille Panel - roof panel (530ILN/P or 530IRN/P only)
1265WSK	Valor Wall Switch Kit - light/turn off pilot & adjust flame size	

INTERIOR LINER (REVERSIBLE)



MODEL/FUEL

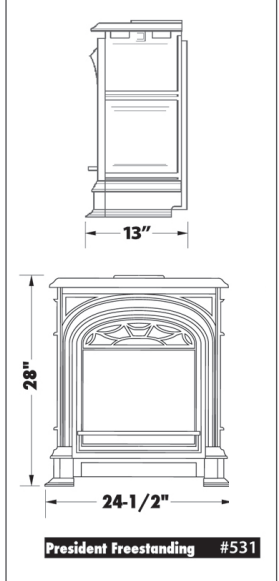
Model	Fuel	Max. Input BTU/hr	Min. Input BTU/hr	Fuel Bed Options	Fan Option	EnerGuide Rating**	Max. Output** (w/out fan) BTU/hr
530ILN 530ICN 530IRN	NG	20,500	6,500	Log Coal Rock	Yes	69%	15,250
530ILP 530ICP 530IRP	LPG	19,000	12,500	Log Coal Rock	Yes	68.3%	14,160

** EnerGuide Ratings and Outputs have been determined without a fan/blower, using the CSA P4.1-02 test method
 ** A.F.U.E. (Annual Fuel Use Efficiency) tested as per 10CFR - 430.23
 Certified to ANSI Z21.88 / CSA 2.33 Vented Gas Fireplace Heater Standard | CAN 1-2. 17 Gas Fired Appliances For Use at High Altitude


USE RADIANT HEAT SAFELY

Fireplace surfaces, in particular the glass viewing window, are extremely hot during operation and will remain hot for a period of time after the fireplace is turned off. Contact with the hot glass can cause severe burns. Close adult supervision is required if there are young children, or at-risk individuals in the house. Included with your purchase, a Valor Barrier Screen is recommended at all times. Install an approved aftermarket safety gate to keep toddlers, young children and at-risk individuals a safe distance from the fireplace. For more information please visit www.valorfireplaces.com/safety.


PRODUCT DIMENSIONS



FIREBED OPTIONS



All product information is accurate at time of printing and is subject to change. Note: Printed images may vary from actual product.



valor THE WISE WAY TO HEAT

Your Authorized Valor Dealer

Designed and manufactured by:

MILES INDUSTRIES

Copyright Miles Industries Ltd. 2013
 Proudly Made in North America
 BR53113E

Printed on recycled paper